




No More Track 6

Left hand fingers: Use only the tips—keep them curved.

Left hand thumb: Place on the back of the neck opposite the 1st and 2nd fingers.




Sound-Off: How to Count Time

4 Kinds of Notes




QUARTER NOTE
ONE COUNT



HALF NOTE
TWO COUNTS



DOTTED HALF NOTE
THREE COUNTS



WHOLE NOTE
FOUR COUNTS



Time Signatures

Each piece of music has numbers at the beginning called a *time signature*. These numbers tell us how to count time. The TOP NUMBER tells us how many counts are in each measure. The BOTTOM NUMBER tells us what kind of note gets one count.

FOUR COUNTS TO A MEASURE

A QUARTER NOTE GETS ONE COUNT

THREE COUNTS TO A MEASURE

A QUARTER NOTE GETS ONE COUNT

Important: Go back and fill in the missing time signatures of the songs already learned.